

Trough

Knee Operated



The Simcraft Knee Operated Trough is a popular product for use in high traffic ablution areas, including commercial kitchens and laboratories, where there is a risk of cross-contamination by microbes such as bacteria or viruses. The trough is crafted from 304 grade stainless steel (acid resistant 316 grade option available) with boxed splashback on which pre-plumbed taps are mounted. The unit features hands-free tap operation via knee panels mounted on the front fascia to minimise the spread of unwanted contaminants. Available in a variety of lengths according to capacity requirements.

Design Features

- Hinged knee panel to operate taps
- Multi-station design
- Supplied with wall brackets, 50mm waste and timeflow taps
- 304 grade S.S. No. 4 satin finish
- Available in a range of standard sizes
- Custom lengths made to order
- 150mm boxed upstand to conceal pipework
- Left or right hand waste position
- Free standing version available

Sample Spec

SIMCRAFT Products S.S. Knee Operated Trough - XXXXmmL x 450mmW x 200mmD with 150mm rear boxed upstand, wall brackets, 50mm waste and timeflow taps.

Options

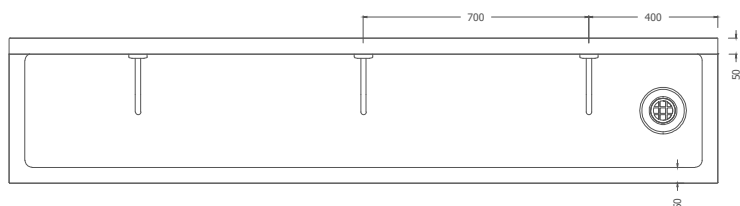
Size: 5 standard sizes or custom-made

Outlet Position: left or right hand

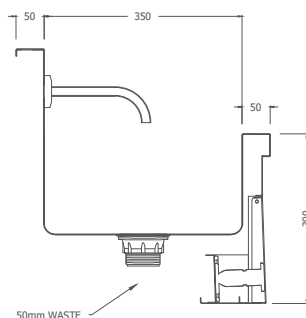
Version: wall hung or free standing

Upstand: 150mm boxed or custom size

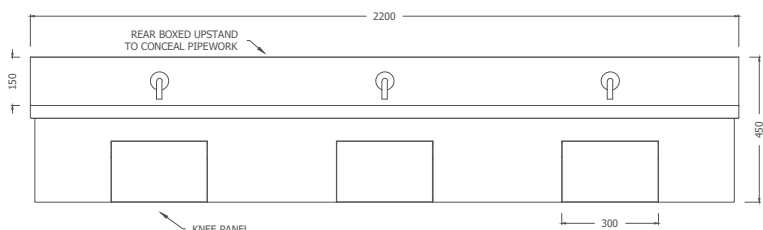
Plan



Section A



Front Elevation



Standard Sizes

| 2 Person | 3 Persons | 4 Persons | 5 Persons | 6 Persons |
|----------|-----------|-----------|-----------|-----------|
| 1500 | 2200 | 2900 | 3600 | 4300 |

How to order

KHB . 2200 . WB

A B C

Knee Operated Trough, 2200mm Long,
Wall Brackets

Order Key

A = Product Code

C = Version

B = Trough Length (mm)

WB: Wall Brackets

FS: Free Standing

Tap Station Ratio

1500mm = 2 tap

3600mm = 5 taps

2200mm = 3 taps

4300mm = 6 taps

2900mm = 4 taps

www.simcraftproducts.com.au

(08) 9258 3033

quotes@simcraftproducts.com.au

Simcraft Products

108 Radium Street,
Welshpool WA 6016



SIMCRAFT

Details are subject to change without notice. Please refer to simcraftproducts.com.au for the most current information. Allow +/- 5mm tolerance for dimensions

Certified System

Quality
ISO 9001