

Basin

Baby Bath



The Simcraft Baby Bath Basin is crafted from 304 grade stainless steel, and features a gentle gradient at the front side to facilitate easy and comfortable bathing of infants. The unit is manufactured with radius internal corners for efficient and complete cleaning, and can be supplied with pre-plumbed tapware and/or extended rear hob. This unit can be configured as inset, wall hung or free-standing, and is supplied as standard with WaterMark certified 50mm plug and waste.

Design Features

- Radius internal corners for easy cleaning
- 1.2mm 304 grade S.S. No. 4 satin finish
- Large gently sloping end to facilitate easy bathing
- Supplied with inset clips & 50mm waste
- Available as a standard size
- Custom sizes made to order
- Optional extended hob for tapware
- Available pre-plumbed with tapware

Sample Spec

SIMCRAFT Products S.S. Baby Bath Basin - 675L x 520W x 205D with inset clips and 50mm waste outlet.

Options

Size: standard or custom

Optional Hob: additional 80mm rear flange to accommodate tapware

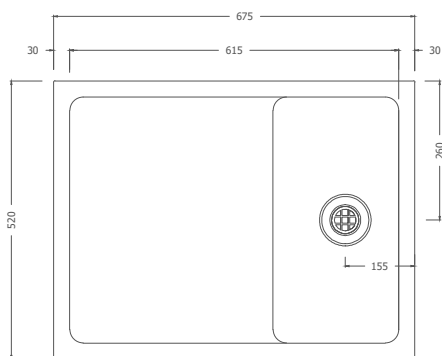
Optional Overflow: overflow waste kit available

Optional Tapware: pre-plumbed tapware or tap holes available

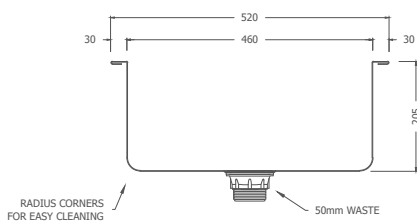
Standard Sizes



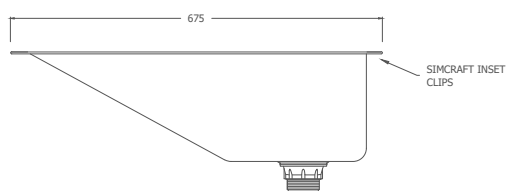
Plan



Section



Front Elevation



How to order

BBB
A

Baby Bath
Basin

Order Key

A = Product Code

www.simcraftproducts.com.au

(08) 9258 3033

quotes@simcraftproducts.com.au

Simcraft Products

7 Hantke Place,
Welshpool WA 6016



SIMCRAFT

Details are subject to change without notice. Please refer to simcraftproducts.com.au for the most current information. Allow +/- 5mm tolerance for dimensions



Quality
ISO 9001