

Basin

Security



The Simcraft Security Basin is a high quality, hard wearing and aesthetically pleasing unit which also includes a number of design features making it ideal for use in secure facilities. The basin is manufactured from single piece 304 grade stainless steel, and is shaped and designed to be installed in a manner providing maximum resistance to vandalism or the concealment of contraband. The concealed outlet design and wall fixings, all of which provide zero tie-off or anchor points, give the highest level of ligature and suicide resistance in the range. Endorsed by the WA Prison Service, this unit is available in wall hung or flush-in-wall mounted configurations, and can be manufactured to double as a water dispenser if desired.

Design Features

- Vandal, suicide and contraband resistant
- 1.2mm 304 grade S.S. No. 4 satin finish
- Smooth flowing concealed outlet design
- Wall fixings have zero tie off or anchor points
- 40mm anti-ligature waste
- Wall hung or flush-in-wall mounted
- Units also doubles as a water dispenser if required
- Available pre-plumbed with security tapware

Sample Spec

SIMCRAFT Products S.S. Security Basin - 390L x 300W with 150mm rear upstand. Wall fixings to have zero anchor points. Basin to incorporate soap dimples and 40mm anti-ligature waste

Options

Size: standard

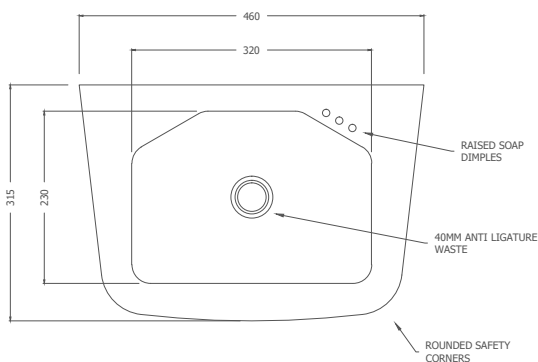
Version: wall hung or flush-in-wall mounted

Optional Tapware: pre-plumbed security tapware or tap holes available

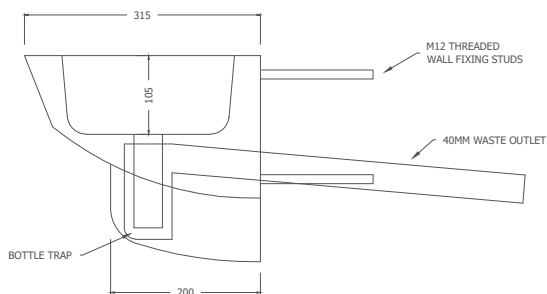
Standard Sizes

390L
x
300W

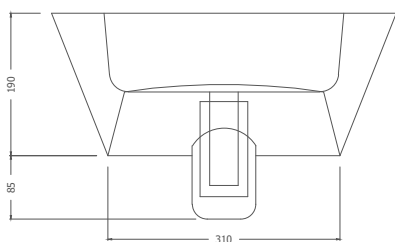
Plan



Section



Front Elevation



How to order

SHB
A

Security
Basin

Order Key

A = Product Code

www.simcraftproducts.com.au

(08) 9258 3033

quotes@simcraftproducts.com.au

Simcraft Products

7 Hantke Place,
Welshpool WA 6016



SIMCRAFT

Details are subject to change without notice. Please refer to simcraftproducts.com.au for the most current information. Allow +/- 5mm tolerance for dimensions

