

Urinal

Grate Style



Our grate style range are our premium urinals. Crafted from 304 grade stainless steel with rear reinforcement for durability and anti-drum effect, and featuring internal radius corners and hinged grate design for easy cleaning. Ideal for high-traffic applications such as sports stadiums and large entertainment venues due to the larger base tray, resulting in better catchment and higher volume. Full-length flushing sparge ensures complete coverage of rear wall. Comes supplied with removable domed outlet grate. WELS and WaterMark certified.

Design Features

- WELS & WaterMark certified
- 1.2mm 304 grade S.S. No. 4 satin finish
- Full length extra wide trough
- Stainless steel hinged grate for easy cleaning
- Integrated full length sparge including side wall flushing
- Top or rear entry 40mm inlet
- 100mm outlet with removable dome shaped grate
- Available in a range of standard sizes
- Custom lengths made to order
- 'L' or 'U' shape configurations available

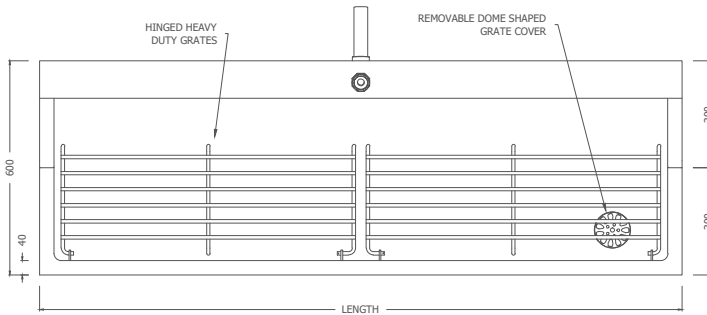
Sample Spec

SIMCRAFT Products S.S. Grate Style Urinal - XXXXL with [top/rear](#) entry inlet and outlet positioned on the [left/right/centre](#) of the urinal.

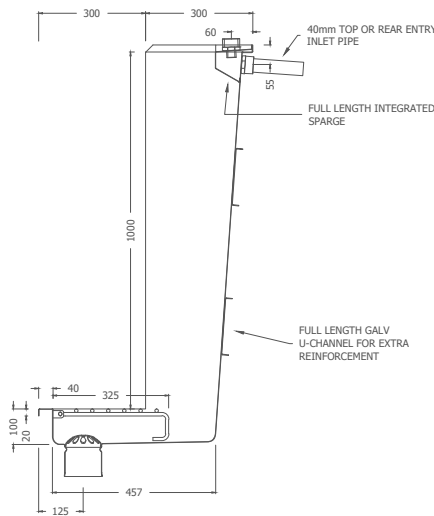
Options

- Size:** 9 standard sizes or custom-made
- Flush pipe:** rear or top entry
- Outlet position:** centre, left or right hand
- Grade:** standard 304 or extra resistant 316

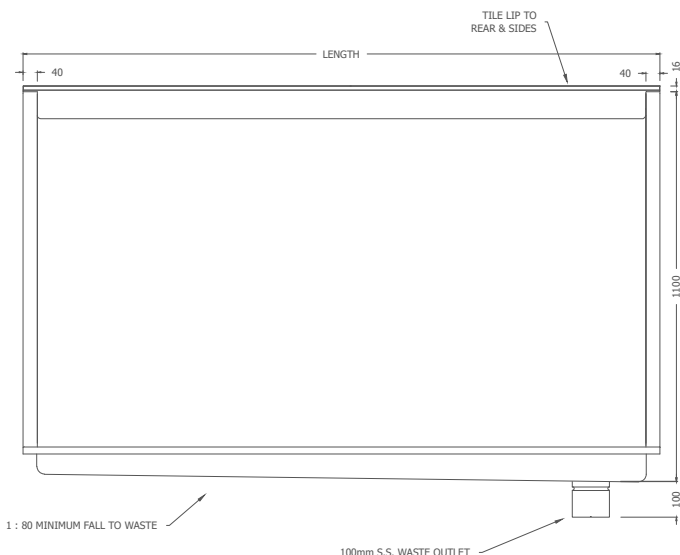
Plan



Section



Front Elevation



Standard Sizes

- 600
- 900
- 1200
- 1500
- 1800
- 2100
- 2400
- 2700
- 3000

How to order

GSU . 1800 . RE . RH
A B C D

Grate Style Urinal, 1800mm Long,
Rear Entry, Right Hand Waste Outlet

Order Key

- A** = Product Code
- B** = Urinal Length (mm)
- C** = Inlet Entry
TE: Top Entry
RE: Rear Entry
- D** = Waste Outlet Position
LH: Left Hand Outlet
RH: Right Hand Outlet
CN: Centre Outlet
* 600mm urinal has centre outlet option only

Water Inlets for Urinals

- 600mm - 2399mm = 1 inlet
- 2400mm - 4799mm = 2 inlets
- 4800mm - 6000mm = 3 inlets

www.simcraftproducts.com.au

(08) 9258 3033

quotes@simcraftproducts.com.au

Simcraft Products

7 Hantke Place,
Welshpool WA 6016



SIMCRAFT

Details are subject to change without notice. Please refer to simcraftproducts.com.au for the most current information. Allow +/- 5mm tolerance for dimensions

